



Topics: The latest news; COVID impact on unfunded obligations of US states, and the Chapter 9 debate; COVID, food/energy supplies and the Electoral College

What's new (with references to where you can find the details on our virus web portal):

- **Measured on a state by state basis**, most of US GDP is now seeing declining infection rates, or rising infection rates that are the result of testing that's increasing even faster. Even so, the US has the highest infection rate per mm people in the world right now, other than Singapore. Using litmus tests for lockdown relaxation that include infections, % of positive tests, ICU beds and hospitalizations, 15% of US GDP meets our totally unofficial criteria for economic reopening. This compares to states comprising 25% of GDP that have already enacted partial reopening plans (Section 1, Section 2)
 - o Note: the "reopening" of a state does not tell us enough yet about the speed or magnitude of economic revival, since definitions and personal/corporate behaviors will differ by state
- We are beginning to see **signs of life in our US tracking models**: petroleum demand, intermodal rail traffic for consumer goods, new business applications, GPS-based driving map usage, hotel occupancy rates and mortgage applications (Section 1)
- **Remdesivir** trial results were broadly positive, and may help increase hospital capacity through a modest reduction in days to recovery. But the drug has to be given on an intravenous basis rather than in outpatient settings, and has not been shown (yet) to have a beneficial impact on mortality. I don't see the results as a game-changer, but as an improvement on the margin. The J&J/Oxford vaccines and Regeneron monoclonal antibody therapy are the treatments we're watching most closely. The BCG vaccine premise does not stand up to some very basic data checking (Section 4)
- **Is US fiscal stimulus "enough"?** Hard to define exactly, but here are some metrics we have seen that put stimulus in context¹. Overall worker incomes may only decline by 3% in 2020; the original 11% hit to incomes may be offset by 8% from government transfers. Furthermore, 65%-75% of workers laid off may be receiving more state and local unemployment benefits than lost wages (at least through the program's initial expiration date at the end of July), all of which may result in a remarkable 0.5% *increase* in personal disposable income this year vs 2019. We also show wages and expected layoffs by industry in this week's note on page 4
- **Age-based probability distributions** for COVID mortality are now clearer, and are more informative than case fatality rates or the proportional mortality data released by the states. In many countries, the probability of people under age 65 dying from COVID-19 has been measured at 2%-3% of the probability for those over 65, although in NYC that figure was 7%. Around 75% of US workers are below age 54, which is roughly where mortality risks start to rise sharply (Section 6)
- In the largest ever non-M&A bond deal in history, **Boeing** sold \$22bn+ in bonds last week at 5%-6% yields with orders of \$50 bn, despite a 57% YTD decline in Boeing stock, a BBB- rating and a cash burn of almost \$6 bn in Q1 that left the company with \$15.5bn of cash and marketable securities plus \$9.6bn of undrawn revolvers

¹ "Income Losses vs. Fiscal Stimulus: Estimating Second-Round Effects from the Virus Shock", D. Mericle et al, GS US Economics Analyst", April 29, 2020



COVID impact on unfunded state pension obligations, and the Chapter 9 debate

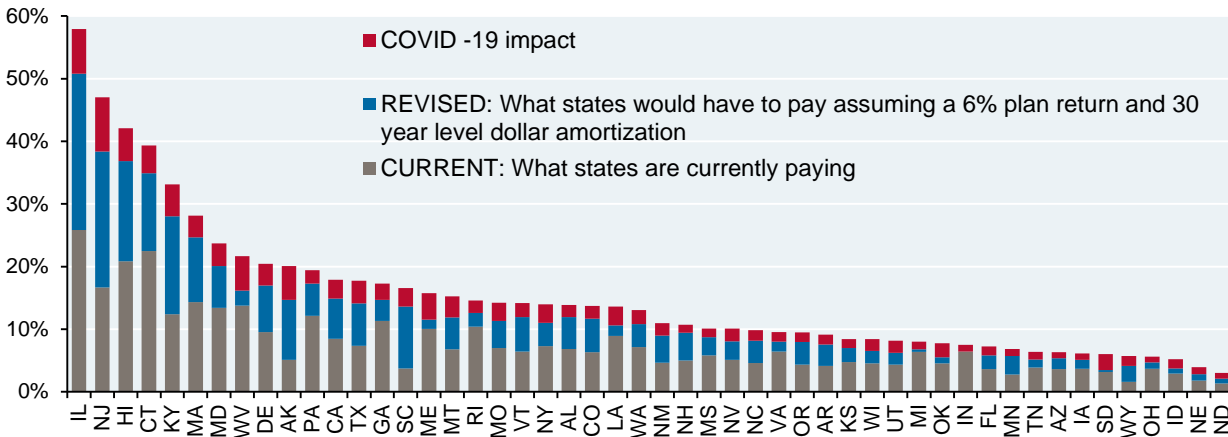
Many clients are familiar with our “ARC & The Covenants” project, in which we measure unfunded pension and retiree healthcare obligations as a % of state revenues². It will take a couple of years for COVID to fully make its way into the revenues and forward-looking assumptions in state Consolidated Annual Financial Reports, so I made a rough estimate of COVID’s impact on our state “IPOD” ratios. To do this, I modeled an upfront shock to our 2018 results to reflect the instantaneous impact of COVID on state finances:

- **Revenue declines.** Moody’s released base case revenues declines for fiscal year 2021³. They range from -13% to -15%, with a wide deviation around the mean. However, we use a normalized post-virus estimate of state revenues instead of the Moody’s figures (for the same reason that we do not value US equity markets based on 2020 earnings, and use 2021 earnings instead). After triangulating GDP forecasts for the next 2-3 years, the speed with which state revenues rebounded after the recession in 2008/2009, the stimulus plans, the likelihood of more severe tax base impairment this time around, etc, I assumed that 2/3 of Moody’s revenue declines are recovered by 2022
- **Portfolio declines.** Using pro-forma estimates of state defined benefit plan asset allocation, we assumed an upfront valuation shock of -10% (based on YTD changes in equity, real estate and credit markets, and their respective impact on hedge fund and private equity returns)
- **No change in investment return.** We were already using a long-term diversified portfolio return assumption of 6% compared to 7%-7.25% used by many US states. The 6% assumption also foots with JP Morgan Asset Management Long Term Capital Markets Assumptions as of April 30, 2020

Results: estimated COVID impacts were small for less indebted states, and larger for more highly indebted states, as you would expect. The first few bars on the left appear unsustainable from a long term public policy perspective, but this was the case before COVID as well. As a reminder, this analysis focuses on state resource adequacy for meeting unfunded long-term obligations, and is separate from the question of whether rainy day funds plus the Fed’s new Municipal Liquidity Facility are adequate to fund 2020 state operating deficits.

The cost of unfunded pensions and retiree healthcare as a % of state revenues

% of state revenues required to pay the sum of interest on net direct debt, the state’s share of unfunded pension and retiree healthcare liabilities, and defined contribution plan payments



Source: J.P. Morgan Asset Management, State Annual Financial Reports, Moody’s. FY 2017. April 29, 2020.

² If you want to read the most recent version of the analysis, you can find it [here](#). We define IPOD ratios as interest on general obligation debt, plus amortization of unfunded pension and retiree healthcare obligations, plus any defined contribution payments, all as a % of state revenues.

³ “Stress-Testing States: COVID-19”, Moody’s Analytics, April 14, 2020



Since we began this project in 2014, we have argued that states should have access in emergency to Chapter 9 bankruptcy provisions, for the following reasons: fair treatment of all creditors, particularly across generations of workers; the ability to make choices regarding allocations to bondholders, retirees and discretionary spending on infrastructure/education in a way that balances the needs of all state constituents in case of dire fiscal distress; and to avoid what Federalists argue is an **unconstitutional irrevocable obligation** due by the state, whose existence is proscribed by the Federal bankruptcy code (see table, left).

The "Federalist" Argument	The "State's Rights" Argument
<p>The Constitution authorizes Congress to pass laws related to bankruptcy, and the Congress has chosen to require equal treatment of creditors:</p> <p><u>US Constitution: Article I, Section 8, Clause 4</u> "The Congress shall have Power ...To establish a uniform rule of naturalization, and uniform laws on the subject of bankruptcies throughout the United States"</p> <p><u>US Bankruptcy law: Chapter 9 ref. Chapter 11:</u> "The court, on request of the proponent of the plan, shall confirm the plan notwithstanding the requirements of such paragraph if the plan does not discriminate unfairly, and is fair and equitable, with respect to each class of claims or interests that is impaired under, and has not accepted, the plan"</p> <p><u>View:</u> The Supreme Court reversed course in the 1930's and finally ruled that laws allowing municipal bankruptcy would not violate the contracts clause or state sovereignty; the same logic can apply to laws allowing state bankruptcy</p>	<p>States can do what they want, and in many of them, state legislators don't want retiree pensions interfered with:</p> <p><u>United States Constitution: 10th Amendment</u> "The powers not delegated to the United States by the Constitution, nor prohibited by it to the States, are reserved to the States respectively, or to the people"</p> <p><u>Michigan State Constitution: Article IX, Section 24:</u> "The accrued financial benefits of each pension plan and retirement system of the state and its political subdivision shall be a contractual obligation thereof which shall not be diminished or impaired thereby. Financial benefits arising on account of service rendered in each fiscal year shall be funded during that year and such funding shall not be used for financing unfunded accrued liabilities"</p> <p><u>View:</u> A Federal law allowing state bankruptcy would result in tortious interference with public sector contracts and state sovereignty</p>

The State's Rights argument is on the right, using Michigan as an example. But I'm a Federalist on this issue, and agree with former FDIC Chairman William Isaac who said this in 2016 when discussing Illinois:

"The city of Chicago and the state of Illinois should act now to restructure their liabilities and put the fiscal mess behind them. This can be accomplished by utilizing Chapter 9 and other tools Congress just gave Puerto Rico. The process would entail about two years of unpleasant headlines, but the city and the state will rebound far sooner and less painfully than if they stay on their current paths".

Isaac's comments were not the first on the need for Chapter 9 for states. Legal scholars at the University of Chicago began writing about it in the early 1990's, and U Penn Law Professor and bankruptcy expert David Skeel⁴ has been writing about the need for Chapter 9 for states for over a decade (David is an avid *Eye on the Market* reader and helped lay out the Federalist/State's Rights arguments above).

⁴ David has also just published a must-read article on the need to **flatten the bankruptcy curve given the massive wave of corporate bankruptcies expected to occur**. Critical needs include allowing simultaneous prepackaged bankruptcies, government provision of DIP financing to failing firms and a lot more temporary bankruptcy judges. "*Bankruptcy and the Coronavirus*", David Skeel (U Penn), Brookings Economic Studies, April 2020.

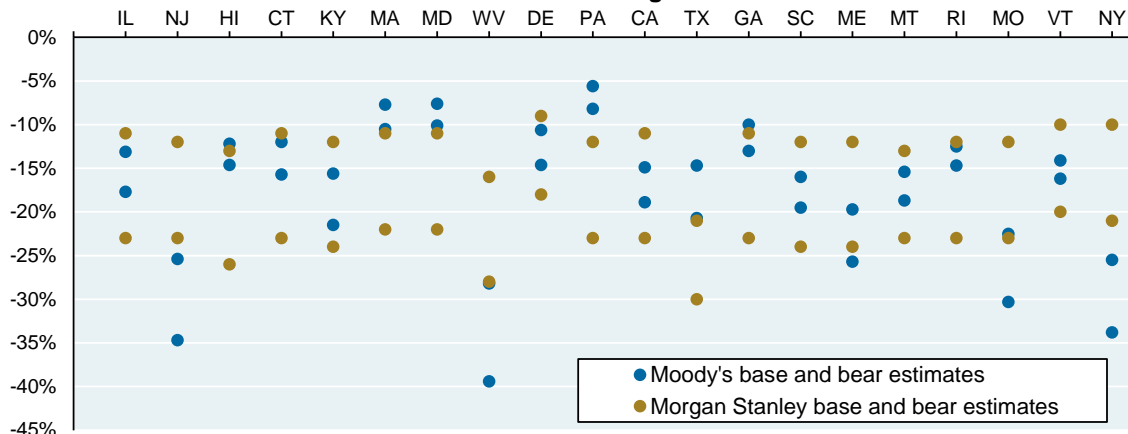


That’s why it was disappointing to see this issue framed in the press as a crude partisan divide after comments from Senator McConnell and various reactions to them. There are serious issues at stake here, both for states that might have to dedicate massive amounts of its revenues over the next 30 years to service some obligations at the expense of others, as well as for more solvent states that would have to effectively share those burdens in case of Treasury or Fed bailouts. That’s a State’s Rights issue too.

COVID impact on the states: notes and charts

- **State revenue shortfalls may** be substantial, \$200-\$250 bn in FY 2021. Estimating shortfalls is difficult given lack of precedent. The first chart shows base case/bear case revenue forecasts for 20 states with the highest IPOD ratios. There is a *lot* of variation here. Compared to 2008, natural resource extraction taxes and motor vehicle taxes are likely to fall more, but income tax payments might hold up better given stimulus described and since job losses are skewed to lower income workers (second chart)
- **Difficult choices:** After drawing on cash reserves of \$75 bn, enacting \$30 bn in spending freezes and relying on \$50 bn in CARES Act revenue to fund new COVID-related expenditures, many states will still face **difficult choices** to balance budgets and not rely excessively on deficit spending. Cash reserves differ by state; the lowest ones (less than 3% of state expenditures) are owned by AR, IL KS, KY, NJ, PA. **“Pension holidays”** (i.e., non-payment of annual required pension contributions) have been mentioned as possible outcomes to bridge deficit gaps, which would of course worsen the IPOD ratios shown above

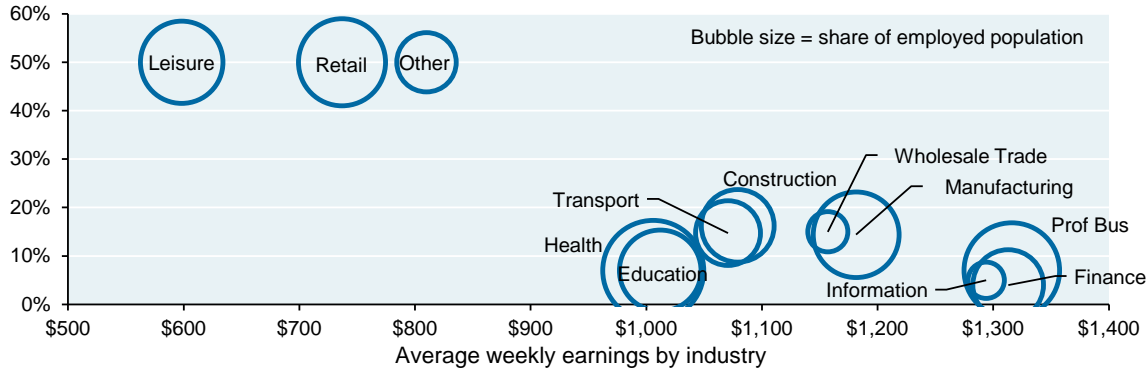
FY 2021 revenue forecasts for the 20 states with the highest IPOD ratios



Source: Moody's Analytics, Morgan Stanley. May 2020. Excludes Alaska, which is expected to suffer larger revenue shortfalls than those shown above due to declines in natural resource extraction taxes.

Projected job layoffs, wages and share of employment

Projected layoff rate by industry



Source: BEA, GS Economic Research. April 29, 2020.

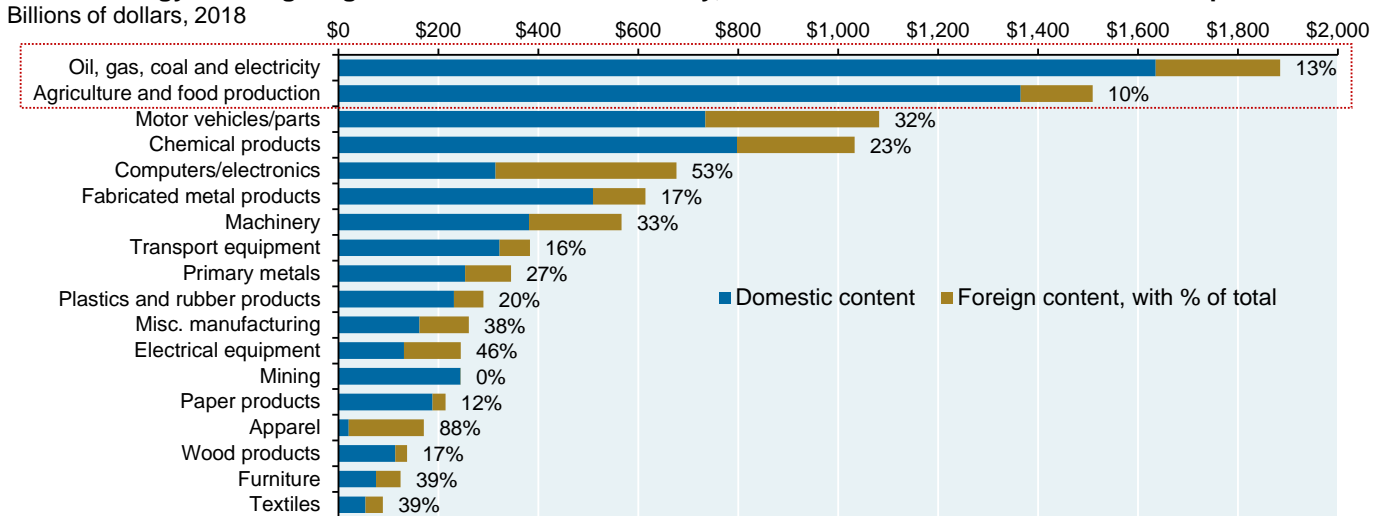


COVID, food/energy supplies and the Electoral College

As I was reading about disruptions to the US food supply, I was reminded of the following:

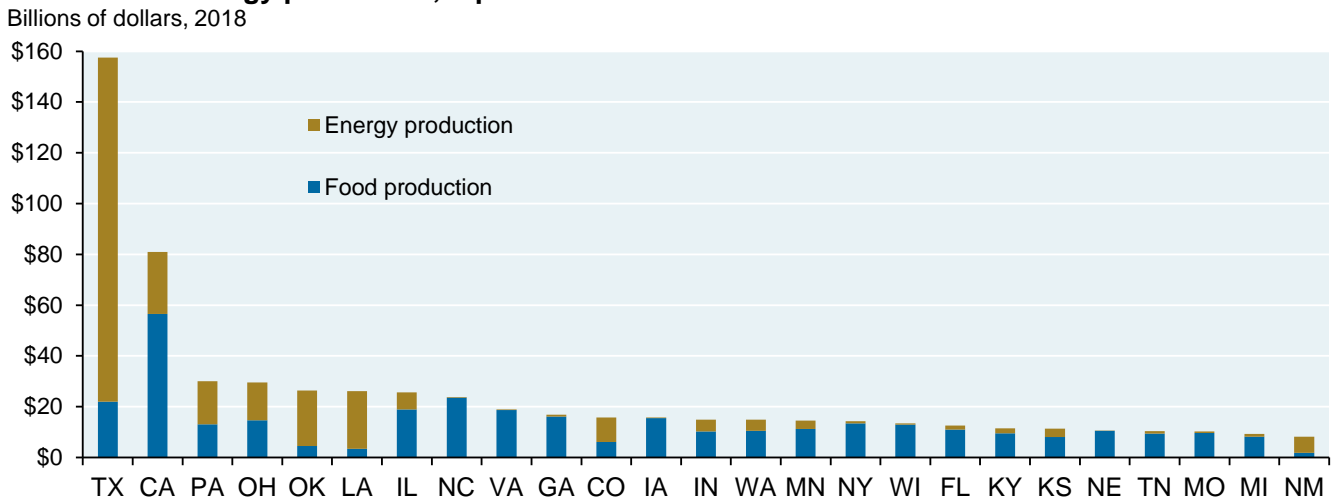
- The US continues to urbanize (85% of the population and rising), and its cities have among the highest food and energy consumption footprints in the world, relying very heavily on non-urban areas to survive⁵
- Food and energy production are the largest segments of the US goods sector, and also the ones most reliant on domestic production as a % of total US consumption (first chart)
- Where does all this domestically produced food and energy come from? Texas, California and a diverse group of mostly Southeastern and Midwestern states (second chart)

Food & energy: the largest goods sectors in the economy, and the ones most reliant on domestic production



Source: BEA, JPMAM. 2020. Domestic content is derived from BEA Input-Output tables, and includes intermediate value added plus direct final

US food and energy production, top 25 states



Source: BEA, J.P. Morgan Asset Management. 2020. States shown account for 87% of total US food and energy production.

⁵ "Surveying the Environmental Footprint of Urban Food Consumption", B. Goldstein et al, Technical University of Denmark, Journal of Industrial Ecology, 2016.

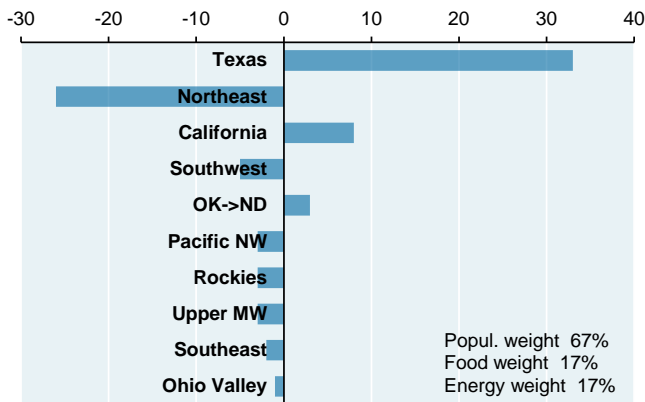


While food/energy state population densities are sometimes lower than in big cities, the cities would not be able to survive without them. Countries without domestic food and energy supplies are instead reliant on geopolitically insecure and costlier imports of food/energy, and exposed to exchange rate factors out of their control. **What does this have to do with the Electoral College?**

Some want to change the Electoral College by making it purely proportional (no automatic allocation of 2 electors per state), or simply move to a popular vote. Here's another approach that incorporates the discussion above: allocate electors to each state based mostly on its population, but also based on its share of food & energy production. I ran this two ways, the second of which reduced the relative energy weight given uncertainty regarding where US energy production goes from here. Either way, Texas and California gained electors at the expense of the Northeast, while most other electoral gains and losses were minor.

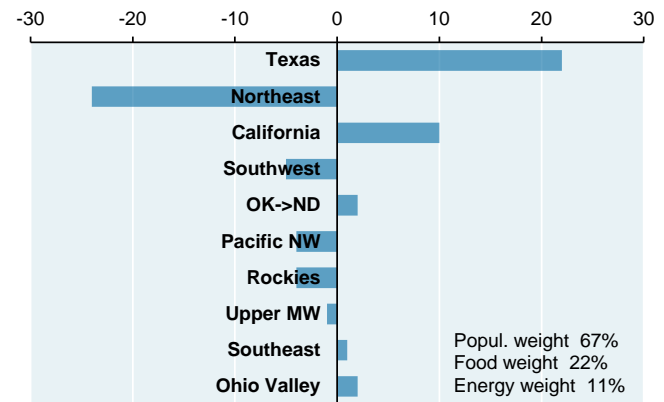
This is a purely academic exercise of course. The current Electoral College system will probably remain the same no matter what people propose, given Constitutional hurdles⁶. Even so, the results suggest that despite all its flaws, and with the exception of the Texas-Northeast divide, that the current system ends up allocating political power based on population and also based on the burden each state bears to feed and power the rest of the country in both good times and bad.

Change in electoral votes from modified approach based on population and food/energy production



Source: BEA, J.P. Morgan Asset Management. 2020.

Change in electoral votes from modified approach based on population and food/energy production



Source: BEA, J.P. Morgan Asset Management. 2020.

⁶ A constitutional amendment to abolish the Electoral College would require a two thirds vote in the House and the Senate, and ratification by at least 38 state legislatures.



Purpose of This Material: This material is for information purposes only. The views, opinions, estimates and strategies expressed herein constitutes Michael Cembalest's judgment based on current market conditions and are subject to change without notice, and may differ from those expressed by other areas of J.P. Morgan. **This information in no way constitutes J.P. Morgan Research and should not be treated as such.**

GENERAL RISKS & CONSIDERATIONS

Any views, strategies or products discussed in this material may not be appropriate for all individuals and are subject to risks. **Investors may get back less than they invested, and past performance is not a reliable indicator of future results.** Asset allocation / diversification does not guarantee a profit or protect against loss. Nothing in this material should be relied upon in isolation for the purpose of making an investment decision. You are urged to consider carefully whether the services, products, asset classes (e.g. equities, fixed income, alternative investments, commodities, etc.) or strategies discussed are suitable to your needs. You must also consider the objectives, risks, charges, and expenses associated with an investment service, product or strategy prior to making an investment decision. For this and more complete information, including discussion of your goals/situation, contact your J.P. Morgan representative.

NON-RELIANCE

Certain information contained in this material is believed to be reliable; however, JPM does not represent or warrant its accuracy, reliability or completeness, or accept any liability for any loss or damage (whether direct or indirect) arising out of the use of all or any part of this material. No representation or warranty should be made with regard to any computations, graphs, tables, diagrams or commentary in this material, which are provided for illustration/reference purposes only. The views, opinions, estimates and strategies expressed in this material constitute our judgment based on current market conditions and are subject to change without notice. JPM assumes no duty to update any information in this material in the event that such information changes. Views, opinions, estimates and strategies expressed herein may differ from those expressed by other areas of JPM, views expressed for other purposes or in other contexts, and **this material should not be regarded as a research report.** Any projected results and risks are based solely on hypothetical examples cited, and actual results and risks will vary depending on specific circumstances. Forward-looking statements should not be considered as guarantees or predictions of future events.

Nothing in this document shall be construed as giving rise to any duty of care owed to, or advisory relationship with, you or any third party. Nothing in this document shall be regarded as an offer, solicitation, recommendation or advice (whether financial, accounting, legal, tax or other) given by J.P. Morgan and/or its officers or employees, irrespective of whether or not such communication was given at your request.

J.P. Morgan and its affiliates and employees do not provide tax, legal or accounting advice. You should consult your own tax, legal and accounting advisors before engaging in any financial transactions.

LEGAL ENTITY, BRAND & REGULATORY INFORMATION

In the **United States**, bank deposit accounts and related services, such as checking, savings and bank lending, are offered by **JPMorgan Chase Bank, N.A.** Member FDIC. **JPMorgan Chase Bank, N.A.** and its affiliates (collectively "JPMCB") offer investment products, which may include bank-managed investment accounts and custody, as part of its trust and fiduciary services. Other investment products and services, such as brokerage and advisory accounts, are offered through **J.P. Morgan Securities LLC** ("JPMS"), a member of FINRA and SIPC. Annuities are made available through Chase Insurance Agency, Inc. (CIA), a licensed insurance agency, doing business as Chase Insurance Agency Services, Inc. in Florida. JPMCB, JPMS and CIA are affiliated companies under the common control of JPMorgan Chase & Co. Products not available in all states.

In **Luxembourg**, this material is issued by **J.P. Morgan Bank Luxembourg S.A. (JPMBL)**, with registered office at European Bank and Business Centre, 6 route de Treves, L-2633, Senningerberg, Luxembourg. R.C.S Luxembourg B10.958. Authorised and regulated by Commission de Surveillance du Secteur Financier (CSSF) and jointly supervised by the European Central Bank (ECB) and the CSSF. J.P. Morgan Bank Luxembourg S.A. is authorized as a credit institution in accordance with the Law of 5th April 1993. In the **United Kingdom**, this material is issued by **J.P. Morgan Bank Luxembourg S.A.– London Branch**. Prior to Brexit, (Brexit meaning that the UK leaves the European Union under Article 50 of the Treaty on European Union, or, if later, loses its ability to passport financial services between the UK and the remainder of the EEA), J.P. Morgan Bank Luxembourg S.A.– London Branch is subject to limited regulation by the Financial Conduct Authority and the Prudential Regulation Authority. Details about the extent of our regulation by the Financial Conduct Authority and the Prudential Regulation Authority are available from us on request. In the event of Brexit, in the UK, J.P. Morgan Bank Luxembourg S.A.– London Branch is authorised by the Prudential Regulation Authority, subject to regulation by the Financial Conduct Authority and limited regulation by the Prudential Regulation Authority. Details about the extent of our regulation by the Prudential Regulation Authority are available from us on request. In **Spain**, this material is distributed by **J.P. Morgan Bank Luxembourg S.A., Sucursal en España**, with registered office at Paseo de la Castellana, 31, 28046 Madrid, Spain. J.P. Morgan Bank Luxembourg S.A., Sucursal en España is registered under number 1516 within the administrative registry of the Bank of Spain and supervised by the Spanish Securities Market Commission (CNMV). In **Germany**, this material is distributed by **J.P. Morgan Bank Luxembourg S.A., Frankfurt Branch**, registered office at Taunustor 1 (TaunusTurm), 60310 Frankfurt, Germany, jointly supervised by the Commission de Surveillance du Secteur Financier (CSSF) and the European Central Bank (ECB), and in certain areas also supervised by the Bundesanstalt für Finanzdienstleistungsaufsicht (BaFin). In **Italy**, this material is distributed by **J.P. Morgan Bank Luxembourg S.A.– Milan Branch**, registered office at Via Catena Adalberto 4, Milan 20121, Italy and regulated by Bank of Italy and the Commissione Nazionale per le Società e la Borsa (CONSOB). In the **Netherlands**, this material is distributed by **J.P. Morgan Bank Luxembourg S.A., Amsterdam Branch**, with registered office at World Trade Centre, Tower B, Strawinskylaan 1135, 1077 XX, Amsterdam, The Netherlands. J.P. Morgan Bank Luxembourg S.A., Amsterdam Branch is authorised and regulated by the Commission de Surveillance du Secteur Financier (CSSF) and jointly supervised by the European Central Bank (ECB) and the CSSF in Luxembourg; J.P. Morgan Bank Luxembourg S.A., Amsterdam Branch is also authorised and supervised by De Nederlandsche Bank (DNB) and the Autoriteit Financiële Markten (AFM) in the Netherlands. Registered with the Kamer van Koophandel as a branch of J.P. Morgan Bank Luxembourg S.A. under registration number 71651845. In **Denmark**, this material is distributed by **J.P. Morgan Bank Luxembourg, Copenhagen Br**, filial af J.P. Morgan Bank Luxembourg S.A. with registered office at Kalvebod Brygge 39-41, 1560 København V, Denmark. J.P. Morgan Bank Luxembourg, Copenhagen Br, filial af J.P. Morgan Bank Luxembourg S.A. is authorised and regulated by Commission de Surveillance du Secteur Financier (CSSF) and jointly supervised by the European Central Bank (ECB) and the CSSF. J.P. Morgan Bank Luxembourg, Copenhagen Br, filial af J.P. Morgan Bank Luxembourg S.A. is also subject to the supervision of Finanstilsynet (Danish FSA) and registered with Finanstilsynet as a branch of J.P. Morgan Bank Luxembourg S.A. under code 29009. In **Sweden**, this material is distributed by **J.P. Morgan Bank Luxembourg S.A. - Stockholm Bankfilial**, with registered office at Hamngatan 15, Stockholm, 11147, Sweden. J.P. Morgan Bank Luxembourg S.A. - Stockholm Bankfilial is authorised and regulated by Commission de Surveillance du Secteur Financier (CSSF) and jointly supervised by the European Central Bank (ECB) and the CSSF. J.P. Morgan Bank Luxembourg S.A., Stockholm Branch is also subject to the supervision of Finansinspektionen (Swedish FSA). Registered with Finansinspektionen as a branch of J.P. Morgan Bank Luxembourg S.A.. In **France**, this material is distributed by **JPMorgan Chase Bank, N.A. ("JPMCB"), Paris branch**, which is regulated by the French banking authorities Autorité de Contrôle Prudentiel et de Résolution



and Autorité des Marchés Financiers. In **Switzerland**, this material is distributed by **J.P. Morgan (Suisse) SA**, which is regulated in Switzerland by the Swiss Financial Market Supervisory Authority (FINMA).

In **Hong Kong**, this material is distributed by **JPMCB, Hong Kong branch**. JPMCB, Hong Kong branch is regulated by the Hong Kong Monetary Authority and the Securities and Futures Commission of Hong Kong. In Hong Kong, we will cease to use your personal data for our marketing purposes without charge if you so request. In **Singapore**, this material is distributed by **JPMCB, Singapore branch**. JPMCB, Singapore branch is regulated by the Monetary Authority of Singapore. Dealing and advisory services and discretionary investment management services are provided to you by JPMCB, Hong Kong/Singapore branch (as notified to you). Banking and custody services are provided to you by JPMCB Singapore Branch. The contents of this document have not been reviewed by any regulatory authority in Hong Kong, Singapore or any other jurisdictions. This advertisement has not been reviewed by the Monetary Authority of Singapore. JPMorgan Chase Bank, N.A., a national banking association chartered under the laws of the United States, and as a body corporate, its shareholder's liability is limited.

JPMorgan Chase Bank, N.A. (JPMCBNA) (ABN 43 074 112 011/AFS Licence No: 238367) is regulated by the Australian Securities and Investment Commission and the Australian Prudential Regulation Authority. Material provided by JPMCBNA in Australia is to "wholesale clients" only. For the purposes of this paragraph the term "wholesale client" has the meaning given in section 761G of the Corporations Act 2001 (Cth). Please inform us if you are not a Wholesale Client now or if you cease to be a Wholesale Client at any time in the future.

JPMS is a registered foreign company (overseas) (ARBN 109293610) incorporated in Delaware, U.S.A. Under Australian financial services licensing requirements, carrying on a financial services business in Australia requires a financial service provider, such as J.P. Morgan Securities LLC (JPMS), to hold an Australian Financial Services Licence (AFSL), unless an exemption applies. **JPMS is exempt from the requirement to hold an AFSL under the Corporations Act 2001 (Cth) (Act) in respect of financial services it provides to you, and is regulated by the SEC, FINRA and CFTC under US laws, which differ from Australian laws.** Material provided by JPMS in Australia is to "wholesale clients" only. The information provided in this material is not intended to be, and must not be, distributed or passed on, directly or indirectly, to any other class of persons in Australia. For the purposes of this paragraph the term "wholesale client" has the meaning given in section 761G of the Act. Please inform us immediately if you are not a Wholesale Client now or if you cease to be a Wholesale Client at any time in the future.

This material has not been prepared specifically for Australian investors. It:

- may contain references to dollar amounts which are not Australian dollars;
- may contain financial information which is not prepared in accordance with Australian law or practices;
- may not address risks associated with investment in foreign currency denominated investments; and
- does not address Australian tax issues.

With respect to countries in **Latin America**, the distribution of this material may be restricted in certain jurisdictions. We may offer and/or sell to you securities or other financial instruments which may not be registered under, and are not the subject of a public offering under, the securities or other financial regulatory laws of your home country. Such securities or instruments are offered and/or sold to you on a private basis only. Any communication by us to you regarding such securities or instruments, including without limitation the delivery of a prospectus, term sheet or other offering document, is not intended by us as an offer to sell or a solicitation of an offer to buy any securities or instruments in any jurisdiction in which such an offer or a solicitation is unlawful. Furthermore, such securities or instruments may be subject to certain regulatory and/or contractual restrictions on subsequent transfer by you, and you are solely responsible for ascertaining and complying with such restrictions. To the extent this content makes reference to a fund, the Fund may not be publicly offered in any Latin American country, without previous registration of such fund's securities in compliance with the laws of the corresponding jurisdiction. Public offering of any security, including the shares of the Fund, without previous registration at Brazilian Securities and Exchange Commission—CVM is completely prohibited. Some products or services contained in the materials might not be currently provided by the Brazilian and Mexican platforms.

References to "J.P. Morgan" are to JPM, its subsidiaries and affiliates worldwide. "J.P. Morgan Private Bank" is the brand name for the private banking business conducted by JPM.

This material is intended for your personal use and should not be circulated to or used by any other person, or duplicated for non-personal use, without our permission. If you have any questions or no longer wish to receive these communications, please contact your J.P. Morgan representative.

© 2020 JPMorgan Chase & Co. All rights reserved.