

Silicon Valley Bank failure

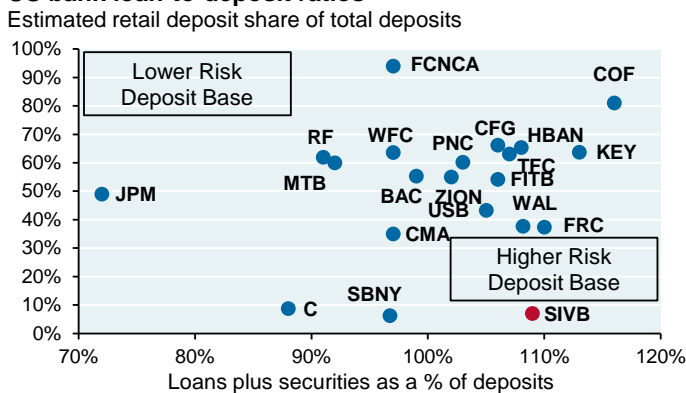
Silicon Valley Bank (SIVB) has been shut down by regulators who cited both inadequate liquidity and insolvency. According to the FDIC, insured SIVB depositors will have access to their funds no later than Monday morning. SIVB’s \$209 bn in assets are roughly 2/3 of Washington Mutual (not adjusted for inflation), which failed in 2008. The mid-day closure of the bank was unusual, and is something we are still evaluating.

The liability issue: extreme reliance on institutional/VC funding rather than traditional retail deposits

While capital, wholesale funding and loan to deposit ratios improved for many US banks since 2008, there are exceptions. **As shown in the first chart, SIVB was in a league of its own:** a high level of loans plus securities as a percentage of deposits, **and** very low reliance on stickier retail deposits as a share of total deposits. Bottom line: SIVB carved out a distinct and riskier niche than other banks, setting itself up for large potential capital shortfalls in case of rising interest rates, deposit outflows and forced asset sales. [Note: This chart appeared in our 2023 Outlook in a discussion on risks related to deposits, rising rates and quantitative tightening].

A further look at SIVB funding (pie charts) shows unusually high reliance on corporate/VC funding; only the small red private bank slice looks like traditional retail deposits to us. Out of SIVB’s \$173 billion of customer deposits at the end of 2022, \$152 billion were reportedly uninsured (i.e., over the \$250,000 FDIC insurance threshold) and only \$4.8 billion were fully insured. It’s fair to ask about the underwriting discipline of VC firms that put most of their liquidity in a single bank with this kind of risk profile¹. At the end of 2022, SIVB only offered 0.60% more on deposits than its peers as compensation for the risks illustrated below; in 2021 this premium was 0.04%.

US bank loan-to-deposit ratios



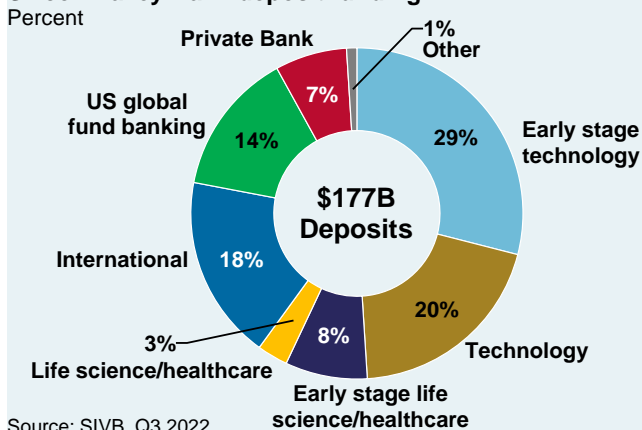
Source: Autonomous Research, JPMAM. Securities include Hold to Maturity and Available for Sale categories. Q3 2022.

Some history on losses imposed on uninsured depositors when banks fail:

- 1980-1987: losses imposed at 24% of resolutions
- 1988-1991: losses imposed at 14% of resolutions
- 1992-2007: losses imposed at 65% of resolutions
- 2008: despite deposit insurance limit increase from \$100,000 to \$250,000 and a temporary guarantee program for uninsured noninterest-bearing transaction accounts, losses still imposed at 28% of resolutions
- 2009-2013: losses imposed at 6% of resolutions

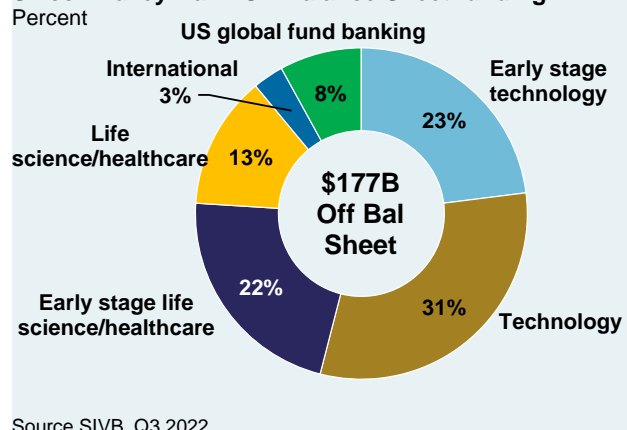
Source: FDIC Resolution Tasks and Approaches: Comparison of the 1980 to 1994 and 2008 to 2013 Crises

Silicon Valley Bank deposit funding



Source: SIVB. Q3 2022.

Silicon Valley Bank Off Balance Sheet funding



Source SIVB. Q3 2022.

¹ In an article on TechCrunch this week, Mark Suster from LA-based Upfront Ventures referred to the existence of **deposit exclusivity arrangements** required by SIVB for some of its customers that borrowed from it

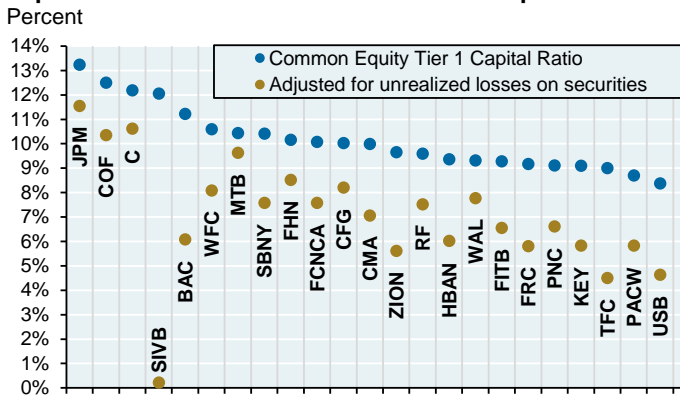
INVESTMENT AND INSURANCE PRODUCTS ARE: • NOT FDIC INSURED • NOT INSURED BY ANY FEDERAL GOVERNMENT AGENCY • NOT A DEPOSIT OR OTHER OBLIGATION OF, OR GUARANTEED BY, JPMORGAN CHASE BANK, N.A. OR ANY OF ITS AFFILIATES • SUBJECT TO INVESTMENT RISKS, INCLUDING POSSIBLE LOSS OF THE PRINCIPAL AMOUNT INVESTED

The asset issue: buying bonds at generational lows in yields, forced asset sales and securities losses

Between Q4 2019 and Q1 2022, deposits at US banks rose by \$5.4 trillion and due to weak loan demand, only ~15% was lent out; the rest was invested in securities or kept as cash². Banks designate these securities as being “available-for-sale” (AFS) or in “hold-to-maturity” (HTM) portfolios instead. SIVB relied extensively on HTM treatment for its growing securities portfolio: since 2019, its AFS book grew from \$14 to \$27 bn while its HTM book grew from \$14 to \$99 bn. Selling HTM securities is complicated, since it results in larger parts of the portfolio being suddenly marked to market, which can in turn then result in the need for a capital raise.

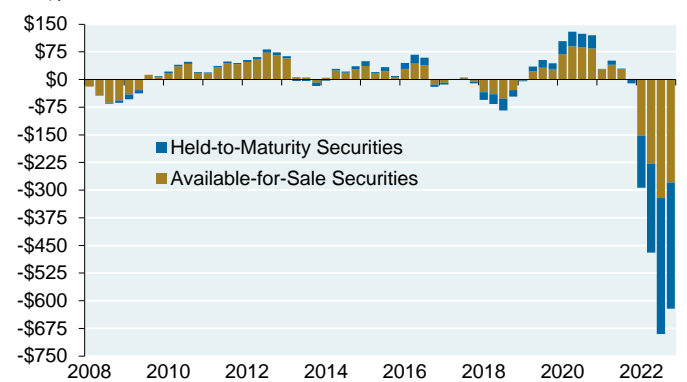
The question for investors/depositors: **how much duration risk did each bank take in its investment portfolio during the deposit surge, and how much was invested at the lows in yields?** As a proxy for these questions now that rates have risen, we can examine the impact on capital ratios from an assumed immediate realization of unrealized securities losses (see next page for an explanation of our methodology). That’s what is shown in the first chart: again, **SIVB was in investment duration world of its own at the end of 2022**, which is remarkable given its funding profile shown earlier, and its elevated share of uninsured depositors shown on the next page.

Impact of unrealized securities losses on capital ratios



Source: JPMAM, Q4 2022. See page 3 for methodology

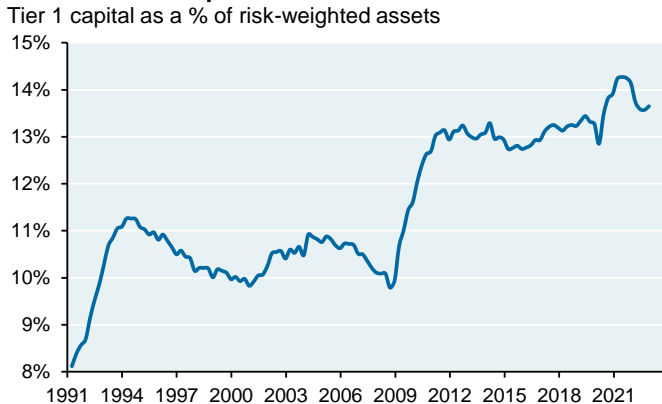
FDIC Q4 unrealized bank losses on investment securities



Source: FDIC. Q4 2022.

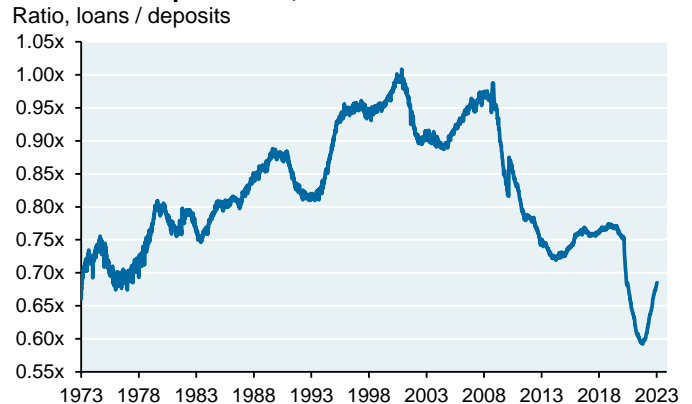
Here’s a look at aggregate Tier 1 capital ratios and loan to deposit ratios for US banks. To reiterate what we wrote in the Eye on the Market Outlook this year, Tier 1 capital ratios are exaggerated on the high side due to the high level of unrealized losses in hold-to-maturity portfolios. As a reminder however, our adjusted Tier 1 capital methodology is also exaggerated by assuming the entire liquidation of HTM and AFS portfolios.

US bank tier 1 capital ratios



Source: FDIC, Bloomberg, JPMAM. Q4 2022.

US loan-to-deposit ratio, all commercial banks



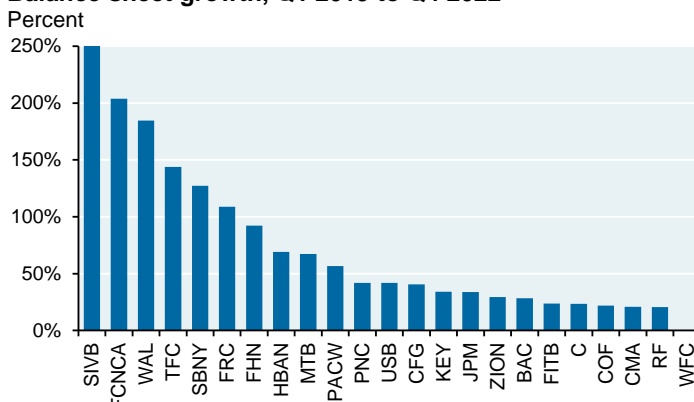
Source: St. Louis Fed, Bloomberg, JPMAM. February 22, 2023.

² Marc Rubinstein, “The Demise of Silicon Valley Bank”, March 10, 2023

Other comments:

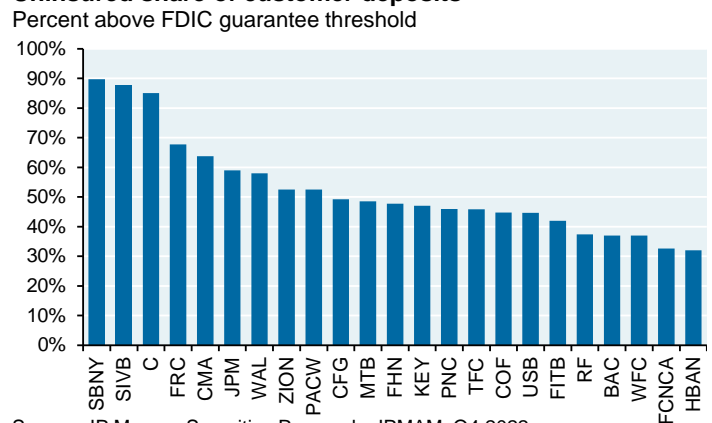
- The irony of SIVB is that most banks have historically failed due to credit risk issues. This is the first major one I recall where the primary issue was a duration mismatch between high quality assets and deposit liabilities. As shown below, being flooded with deposits from fast-money VC firms and other corporate accounts at a time of historically low interest rates might have been more of a curse than a blessing
- I wonder whether Fed models on systemic risk incorporate the possibility that some banks would be duped into thinking that QE-induced rates prevailing in 2020 represented fair value, and would load up on them
- In the first chart on p.1, loans plus securities are more than 100% of deposits for SVB. After adding cash and subtracting assets pledged to the Fed or FHLB, it seems like the risk of loss for unsecured deposits will depend heavily on the value of the loan book, which is composed primarily of VC/PE capital call lines of credit, private mortgages and C&I loans to tech companies
- According to *Fortune*, SIVB’s Chief Risk Officer left in April 2022 and was not replaced for 8 months
- Circle stablecoin reportedly has \$3.3 billion of its \$40 billion in reserves tied up in SIVB deposits. This is part of a broader issue we’ve written on before: lack of fully audited disclosures on stablecoin reserves

Balance sheet growth, Q1 2019 to Q4 2022



Source: JPMAM. Q4 2022.

Uninsured share of customer deposits



Source: JP Morgan Securities Research, JPMAM. Q4 2022.

Michael Cembalest, JP Morgan Asset Management

Methodology for capital adjustment chart

The goal of the chart is to illustrate the theoretical capital impact of an immediate liquidation of a bank’s entire investment securities portfolio, both HTM and AFS.

For systemically important banks, no adjustment for AFS is needed since AFS unrealized gains and losses are already reflected in reported capital ratios. As a result, only gains and losses in HTM portfolios are included in our adjustment. For these four banks, we tax-adjust the difference between amortized cost and fair value of the HTM securities assuming a tax rate of 24%, and subtract this amount from Common Equity Tier 1 Capital.

Regional banks shown elected to add back AFS losses to regulatory capital (an option not available to larger banks). For purposes of this analysis, to make regional bank ratios comparable to larger banks, we reversed add-backs associated with unrealized AFS losses since the four larger banks have already reflected them.

Direct hedging of interest rate risk in HTM portfolios is generally prohibited by rule ASC 320 since HTM treatment implies that a bank will not ever sell the bonds, in which case there is no reason to hedge variations in price as a function of changing rates. Direct hedging of interest rate risk is allowed in AFS portfolios. However, accounting treatment of these hedges requires quarterly recognition of gains and losses in the income statement and capital accounts. Therefore, under our working assumption in the chart that banks had to liquidate AFS portfolios, there would be no offsetting hedge gain to recognize at that time.

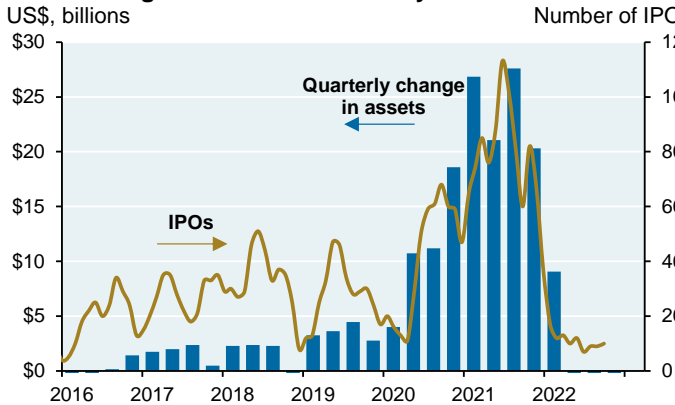
BAC Bank of America; C Citi; CFG Citizens Bank; CMA Comerica; COF Capital One; FHN First Horizon; FCNCA First Citizens; FITB Fifth Third; FRC First Republic; HBAN Huntington; JPM JP Morgan; KEY Keycorp; MTB M&T; PACW PacWest; PNC PNC Bank; RF Regions; SBNY Signature; SIVB Silicon Valley Bank; TFC Truist; USB US Bancorp; WAL Western Alliance; WFC Wells Fargo; ZION Zions

Some comments on Schwab

Schwab is not comparable to the regional banks shown. As has been widely reported, Schwab has a large portfolio of underwater AFS and HTM securities which if marked to market (or sold), would render its Common Tier 1 equity ratio negative. However, Schwab’s loan to deposit ratio is a minimal 10%; Schwab’s uninsured deposits are only 20% which would be the lowest ratio of uninsured deposits on the chart on the prior page; and Schwab has \$7.5 trillion in client assets that generate substantial profits for the firm. Of the 21 US banks and 11 European banks that we monitor, Schwab’s 1.39% ROA as of December 2022 would be the third highest.

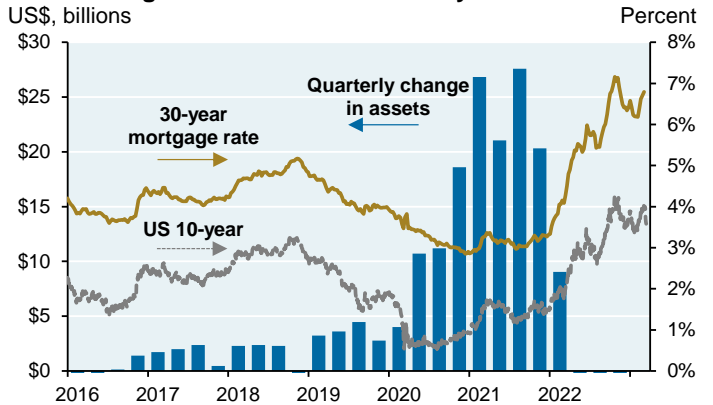
Appendix charts

SIVB asset growth tracks the IPO cycle



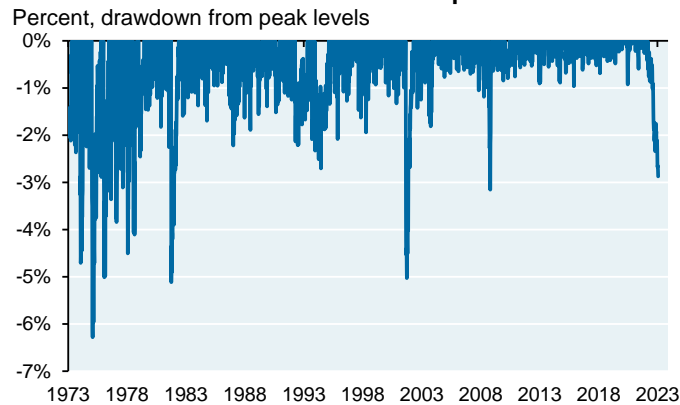
Source: Bloomberg, JPMAM. December 2022.

SIVB asset growth coincided with low yields



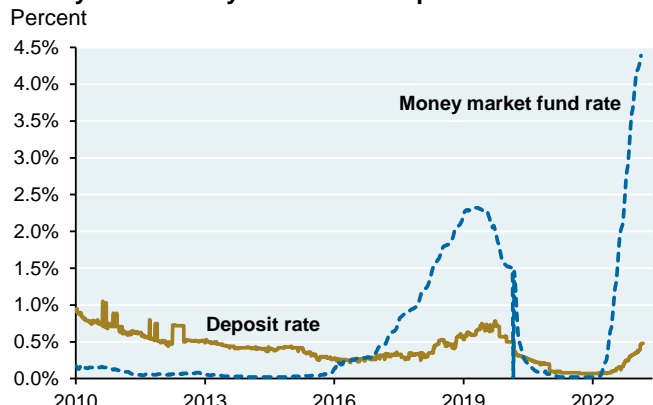
Source: Bloomberg, JPMAM. March 14, 2023.

Drawdown of US commercial bank deposits



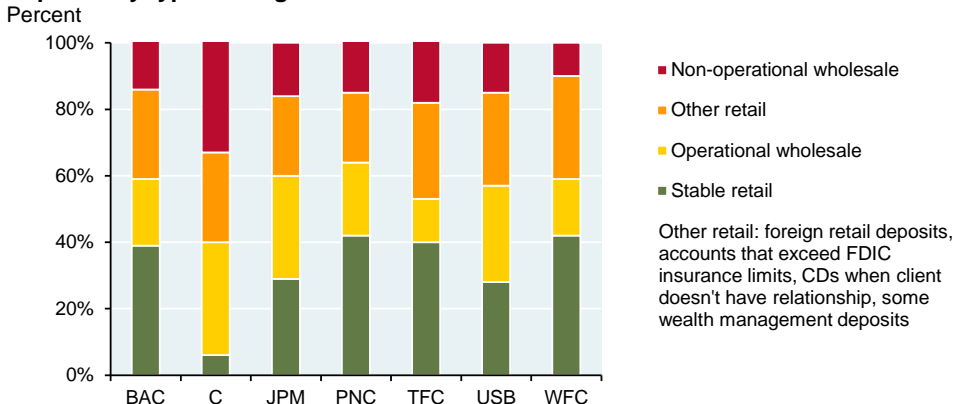
Source: Bloomberg, JPMAM. March 1, 2023.

Money market net yield vs bank deposit rates



Source: Bloomberg, JPMAM. March 13, 2023.

Deposits by type for large select banks



Source: JP Morgan Securities Research, Vivek Juneja. 2023.

IMPORTANT INFORMATION

This report uses rigorous security protocols for selected data sourced from Chase credit and debit card transactions to ensure all information is kept confidential and secure. All selected data is highly aggregated and all unique identifiable information, including names, account numbers, addresses, dates of birth, and Social Security Numbers, is removed from the data before the report's author receives it. The data in this report is not representative of Chase's overall credit and debit cardholder population.

Purpose of This Material: This material is for informational purposes only. The views, opinions, estimates and strategies expressed herein constitutes Michael Cembalest's judgment based on current market conditions and are subject to change without notice, and may differ from those expressed by other areas of J.P. Morgan. **This information in no way constitutes J.P. Morgan Research and should not be treated as such.**

ACCESSIBILITY

J.P. Morgan is committed to making our products and services accessible to meet the financial services needs of all our clients. If you are a person with a disability and need additional support, please contact your J.P. Morgan representative or email us at accessibility.support@jpmorgan.com for assistance.

GENERAL RISKS & CONSIDERATIONS

Any views, strategies or products discussed in this material may not be appropriate for all individuals and are subject to risks. **Investors may get back less than they invested, and past performance is not a reliable indicator of future results.** Asset allocation / diversification does not guarantee a profit or protect against loss. Nothing in this material should be relied upon in isolation for the purpose of making an investment decision. You are urged to consider carefully whether the services, products, asset classes (e.g. equities, fixed income, alternative investments, commodities, etc.) or strategies discussed are suitable to your needs. You must also consider the objectives, risks, charges, and expenses associated with an investment service, product or strategy prior to making an investment decision. For this and more complete information, including discussion of your goals/situation, contact your J.P. Morgan representative.

NON-RELIANCE

Certain information contained in this material is believed to be reliable; however, JPM does not represent or warrant its accuracy, reliability or completeness, or accept any liability for any loss or damage (whether direct or indirect) arising out of the use of all or any part of this material. No representation or warranty should be made with regard to any computations, graphs, tables, diagrams or commentary in this material, which are provided for illustration/reference purposes only. The views, opinions, estimates and strategies expressed in this material constitute our judgment based on current market conditions and are subject to change without notice. JPM assumes no duty to update any information in this material in the event that such information changes. Views, opinions, estimates and strategies expressed herein may differ from those expressed by other areas of JPM, views expressed for other purposes or in other contexts, and **this material should not be regarded as a research report.** Any projected results and risks are based solely on hypothetical examples cited, and actual results and risks will vary depending on specific circumstances. Forward-looking statements should not be considered as guarantees or predictions of future events.

Nothing in this document shall be construed as giving rise to any duty of care owed to, or advisory relationship with, you or any third party. Nothing in this document shall be regarded as an offer, solicitation, recommendation or advice (whether financial, accounting, legal, tax or other) given by J.P. Morgan and/or its officers or employees, irrespective of whether or not such communication was given at your request.

J.P. Morgan and its affiliates and employees do not provide tax, legal or accounting advice. You should consult your own tax, legal and accounting advisors before engaging in any financial transactions.

LEGAL ENTITY, BRAND & REGULATORY INFORMATION

In the **United States**, bank deposit accounts and related services, such as checking, savings and bank lending, are offered by **JPMorgan Chase Bank, N.A.** Member FDIC.

JPMorgan Chase Bank, N.A. and its affiliates (collectively "JPMCB") offer investment products, which may include bank-managed investment accounts and custody, as part of its trust and fiduciary services. Other investment products and services, such as brokerage and advisory accounts, are offered through **J.P. Morgan Securities LLC** ("JPMS"), a member of FINRA and SIPC. Insurance products are made available through Chase Insurance Agency, Inc. (CIA), a licensed insurance agency, doing business as Chase Insurance Agency Services, Inc. in Florida. JPMCB, JPMS and CIA are affiliated companies under the common control of JPMorgan Chase & Co. Products not available in all states.

J.P. Morgan Wealth Management is a business of JPMorgan Chase & Co., which offers investment products and services through **J.P. Morgan Securities LLC** (JPMS), a registered broker-dealer and investment adviser, member FINRA and SIPC. Insurance products are made available through Chase Insurance Agency, Inc. (CIA), a licensed insurance agency, doing business as Chase Insurance Agency Services, Inc. in Florida. Certain custody and other services are provided by JPMorgan Chase Bank, N.A. (JPMCB). JPMS, CIA and JPMCB are affiliated companies under the common control of JPMorgan Chase & Co. Products not available in all states.

In Luxembourg, this material is issued by J.P. Morgan Bank Luxembourg S.A. (JPMBL), with registered office at European Bank and Business Centre, 6 route de Treves, L-2633, Senningerberg, Luxembourg. R.C.S Luxembourg B10.958. Authorized and regulated by Commission de Surveillance du Secteur Financier (CSSF) and jointly supervised by the European Central Bank (ECB) and the CSSF. J.P. Morgan Bank Luxembourg S.A. is authorized as a credit institution in accordance with the Law of 5th April 1993. In the United Kingdom, this material is issued by J.P. Morgan Bank Luxembourg S.A., London Branch, registered office at 25 Bank Street, Canary Wharf, London E14 5JP. Authorised and regulated by Commission de Surveillance du Secteur Financier (CSSF) and jointly supervised by the European Central Bank (ECB) and the CSSF. Deemed authorised by the Prudential Regulation Authority. Subject to regulation by the Financial Conduct Authority and limited regulation by the Prudential Regulation Authority. Details of the Temporary Permissions Regime, which allows EEA-based firms to operate in the UK for a limited period while seeking full authorisation, are available on the Financial Conduct Authority's website. In Spain, this material is distributed by J.P. Morgan Bank Luxembourg S.A., Sucursal en España, with registered office at Paseo de la Castellana, 31, 28046 Madrid, Spain. J.P. Morgan Bank Luxembourg S.A., Sucursal en España is registered under number 1516 within the administrative registry of the Bank of Spain and supervised by the Spanish Securities Market Commission (CNMV). In Germany, this material is distributed by J.P. Morgan Bank Luxembourg S.A., Frankfurt Branch, registered office at Taunustor 1 (TaunusTurm), 60310 Frankfurt, Germany, jointly supervised by the Commission de Surveillance du Secteur Financier (CSSF) and the European Central Bank (ECB), and in certain areas also supervised by the Bundesanstalt für Finanzdienstleistungsaufsicht (BaFin). In Italy, this material is distributed by J.P. Morgan Bank Luxembourg S.A.– Milan Branch, registered office at Via Cordusio 3, 20123 Milano, Italy and regulated by Bank of Italy and the Commissione Nazionale per le Società e la Borsa (CONSOB). In the Netherlands, this material is distributed by J.P. Morgan Bank Luxembourg S.A., Amsterdam Branch, with registered office at World Trade Centre, Tower B,

Strawinskylaan 1135, 1077 XX, Amsterdam, The Netherlands. J.P. Morgan Bank Luxembourg S.A., Amsterdam Branch is authorized and regulated by the Commission de Surveillance du Secteur Financier (CSSF) and jointly supervised by the European Central Bank (ECB) and the CSSF in Luxembourg; J.P. Morgan Bank Luxembourg S.A., Amsterdam Branch is also authorized and supervised by De Nederlandsche Bank (DNB) and the Autoriteit Financiële Markten (AFM) in the Netherlands. Registered with the Kamer van Koophandel as a branch of J.P. Morgan Bank Luxembourg S.A. under registration number 71651845. In Denmark, this material is distributed by J.P. Morgan Bank Luxembourg, Copenhagen Br, filial af J.P. Morgan Bank Luxembourg S.A. with registered office at Kalvebod Brygge 39-41, 1560 København V, Denmark. J.P. Morgan Bank Luxembourg, Copenhagen Br, filial af J.P. Morgan Bank Luxembourg S.A. is authorized and regulated by Commission de Surveillance du Secteur Financier (CSSF) and jointly supervised by the European Central Bank (ECB) and the CSSF. J.P. Morgan Bank Luxembourg, Copenhagen Br, filial af J.P. Morgan Bank Luxembourg S.A. is also subject to the supervision of Finanstilsynet (Danish FSA) and registered with Finanstilsynet as a branch of J.P. Morgan Bank Luxembourg S.A. under code 29009. In Sweden, this material is distributed by J.P. Morgan Bank Luxembourg S.A., Stockholm Bankfilial, with registered office at Hamngatan 15, Stockholm, 11147, Sweden. J.P. Morgan Bank Luxembourg S.A., Stockholm Bankfilial is authorized and regulated by Commission de Surveillance du Secteur Financier (CSSF) and jointly supervised by the European Central Bank (ECB) and the CSSF. J.P. Morgan Bank Luxembourg S.A., Stockholm Bankfilial is also subject to the supervision of Finansinspektionen (Swedish FSA). Registered with Finansinspektionen as a branch of J.P. Morgan Bank Luxembourg S.A. In France, this material is distributed by JPMorgan Chase Bank, N.A. (“JPMCB”), Paris branch, which is regulated by the French banking authorities Autorité de Contrôle Prudentiel et de Résolution and Autorité des Marchés Financiers. In Switzerland, this material is distributed by J.P. Morgan (Suisse) SA, which is regulated in Switzerland by the Swiss Financial Market Supervisory Authority (FINMA).

In Hong Kong, this material is distributed by JPMCB, Hong Kong branch. JPMCB, Hong Kong branch is regulated by the Hong Kong Monetary Authority and the Securities and Futures Commission of Hong Kong. In Hong Kong, we will cease to use your personal data for our marketing purposes without charge if you so request. In Singapore, this material is distributed by JPMCB, Singapore branch. JPMCB, Singapore branch is regulated by the Monetary Authority of Singapore. Dealing and advisory services and discretionary investment management services are provided to you by JPMCB, Hong Kong/Singapore branch (as notified to you). Banking and custody services are provided to you by JPMCB Singapore Branch. The contents of this document have not been reviewed by any regulatory authority in Hong Kong, Singapore or any other jurisdictions. You are advised to exercise caution in relation to this document. If you are in any doubt about any of the contents of this document, you should obtain independent professional advice. For materials which constitute product advertisement under the Securities and Futures Act and the Financial Advisers Act, this advertisement has not been reviewed by the Monetary Authority of Singapore. JPMorgan Chase Bank, N.A. is a national banking association chartered under the laws of the United States, and as a body corporate, its shareholder’s liability is limited.

JPMorgan Chase Bank, N.A. (JPMCBNA) (ABN 43 074 112 011/AFS Licence No: 238367) is regulated by the Australian Securities and Investment Commission and the Australian Prudential Regulation Authority. Material provided by JPMCBNA in Australia is to “wholesale clients” only. For the purposes of this paragraph the term “wholesale client” has the meaning given in section 761G of the Corporations Act 2001 (Cth). Please inform us if you are not a Wholesale Client now or if you cease to be a Wholesale Client at any time in the future. JPMS is a registered foreign company (overseas) (ARBN 109293610) incorporated in Delaware, U.S.A. Under Australian financial services licensing requirements, carrying on a financial services business in Australia requires a financial service provider, such as J.P. Morgan Securities LLC (JPMS), to hold an Australian Financial Services Licence (AFSL), unless an exemption applies. **JPMS is exempt from the requirement to hold an AFSL under the Corporations Act 2001 (Cth) (Act) in respect of financial services it provides to you, and is regulated by the SEC, FINRA and CFTC under US laws, which differ from Australian laws.** Material provided by JPMS in Australia is to “wholesale clients” only. The information provided in this material is not intended to be, and must not be, distributed or passed on, directly or indirectly, to any other class of persons in Australia. For the purposes of this paragraph the term “wholesale client” has the meaning given in section 761G of the Act. Please inform us immediately if you are not a Wholesale Client now or if you cease to be a Wholesale Client at any time in the future.

This material has not been prepared specifically for Australian investors. It:

- may contain references to dollar amounts which are not Australian dollars;
- may contain financial information which is not prepared in accordance with Australian law or practices;
- may not address risks associated with investment in foreign currency denominated investments; and
- does not address Australian tax issues.

With respect to countries in **Latin America**, the distribution of this material may be restricted in certain jurisdictions. We may offer and/or sell to you securities or other financial instruments which may not be registered under, and are not the subject of a public offering under, the securities or other financial regulatory laws of your home country. Such securities or instruments are offered and/or sold to you on a private basis only. Any communication by us to you regarding such securities or instruments, including without limitation the delivery of a prospectus, term sheet or other offering document, is not intended by us as an offer to sell or a solicitation of an offer to buy any securities or instruments in any jurisdiction in which such an offer or a solicitation is unlawful. Furthermore, such securities or instruments may be subject to certain regulatory and/or contractual restrictions on subsequent transfer by you, and you are solely responsible for ascertaining and complying with such restrictions. To the extent this content makes reference to a fund, the Fund may not be publicly offered in any Latin American country, without previous registration of such fund’s securities in compliance with the laws of the corresponding jurisdiction. Public offering of any security, including the shares of the Fund, without previous registration at Brazilian Securities and Exchange Commission—CVM is completely prohibited. Some products or services contained in the materials might not be currently provided by the Brazilian and Mexican platforms.

References to “J.P. Morgan” are to JPM, its subsidiaries and affiliates worldwide. “J.P. Morgan Private Bank” is the brand name for the private banking business conducted by JPM.

This material is intended for your personal use and should not be circulated to or used by any other person, or duplicated for non-personal use, without our permission. If you have any questions or no longer wish to receive these communications, please contact your J.P. Morgan representative.

© 2023 JPMorgan Chase & Co. All rights reserved.